



Making
Cities
Work

SLOVAKIA

Capital: Bratislava (2001)
Largest City: Bratislava 464,000

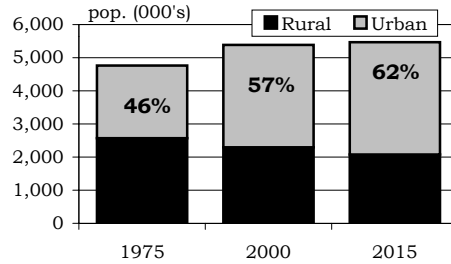
2000 Population	5.4 million
10-year Avg. Annual Pop. Growth	0.2%
GDP (2000)	\$55.3 billion
GDP per capita	\$10,264
GDP growth	2.2%
GNI per capita (2000)	\$3,700
World Bank Classification	Upper Middle
Population Below Poverty Line	0.5 million



Urban Profile

Urban Population

3,094,000
lived in
urban areas
in 2000.



Annual Growth Rates (2000-2015)

Urban 0.6%
Rural -0.7%

City Sizes	# of cities
10 million +	0
5-9.9 m	0
2.5 - 4.9 m	0
.75-2.49 m	0

Urban Migration Trends

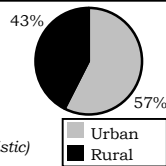
In the 1990s, following the 1989 breakup of Czechoslovakia, the Slovak population moved from smaller to larger communities, with the typical effects being the rejuvenation and feminization of urban and metropolitan populations. Migration patterns also changed after 1989. Areas adjacent to Bratislava had been noted for steady emigration flows. However, as of early 1990s, it reported a population increase as it "acquired" populations residing within a reasonable commuting distance from the city.

Urban Poverty

312,494
urban dwellers
were below the
poverty line.

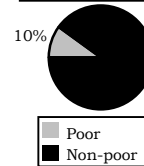
(based on a national statistic)

POVERTY IN SLOVAKIA



57% of the
country's poor
live in
urban areas.

URBAN POVERTY



10% of
the urban
population
is poor.

Income Inequality

(wealthiest 20% divided by poorest 20%)

Nation ('92) 2.6
Bratislava ('93) 5.1

Economy & Employment

(Country) Sector	GDP (1999)	Employment (1990)
Agriculture	5%	12%
Industrial	29%	33%
Services	66%	55%

UNEMPLOYMENT

Nation (est. 2000) 19.8%
Presov 23.2%
Kosice 25.5%
Bratislava 6.8%

UNEMPLOYMENT. Shortage of jobs in Bratislava leads to 'artificial' traffic and consequent pollution. Urban poverty and unemployment is more widespread in the cities/towns of Kosice, Trencin, Nitra, and Presov, in comparison to Bratislava.

Decentralization

Sample Urban Area:

(UNCHS - HABITAT, 1998)

Able to set *	of local tax levels	Able to choose *	contractors for projects
Able to set *	of user charges	Funds transfer *	known in advance
Able to borrow *	of funds	Central government *	remove local govt. officials

Infrastructure & Basic Services

0
urban and rural dwellers
lack water supply.

Population without Water Supply in 2000

	(000's)	% of rel. pop.
Urban	0	0%
Rural	0	0%
Total	0	0%

0
urban and rural dwellers
lack sanitation
coverage.

Pop. without Sanitation Coverage in 2000

	(000's)	% of rel. pop.
Urban	0	0%
Rural	0	0%
Total	0	0%

Health

Unable to find qualitative data or statistics related to the health of urban dwellers in Slovakia.

Crime

Trade in women by organized crime syndicates through Slovakia is a growing problem. Gangs in urban areas transport Slovakian female prostitutes out of the country and bring female prostitutes of other nationalities into the country.