



Making
Cities
Work

ANGOLA

Capital: Luanda (2000)
Largest City: Luanda 2,950,000

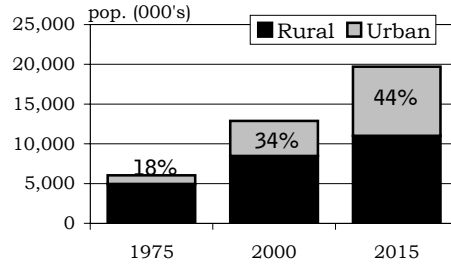
2000 Population	12.9 million
10-year Avg. Annual Pop. Growth	3.2%
GDP (2000)	\$10.1 billion
GDP per capita	\$784
GDP growth	4.9%
GNI per capita (2000)	\$240
World Bank Classification	Low Income
Population Below Poverty Line	8.4 million



Urban Profile

Urban Population

4,404,000 lived in urban areas in 2000.



Annual Growth Rates (2000-2015)

Urban 4.5%
Rural 1.8%

City Sizes	# of cities
10 million +	1
5-9.9 m	
2.5 - 4.9 m	
.75-2.49 m	

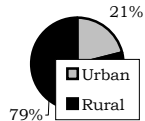
Urban Migration Trends

The recent ceasefire in the civil war has allowed thousands of displaced or abducted Angolans to return to their native villages, causing a shift in unofficial population distribution from the east, back to the west. The population, seeking to avoid warfare, is now concentrated within the security perimeters of the large regional towns. 3.4 million people, of 12 million, live in and around Luanda.

Urban Poverty

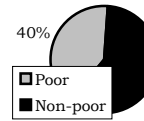
1,761,600 urban dwellers were below the poverty line.

POVERTY IN ANGOLA



21% of the country's poor live in urban areas.

URBAN POVERTY



40% of the urban population is poor.

Income Inequality

(wealthiest 20% divided by poorest 20%)

Nation	n/a
Luanda	n/a

Economy & Employment

(Country) Sector	GDP (1999)	Employment (1990)
Agriculture	7%	75%
Industrial	60%	8%
Services	33%	17%

UNEMPLOYMENT

Nation (est. 2000) >50%

UNEMPLOYMENT. Urban unemployment rate is officially estimated at 45 percent, resulting in a rapidly growing informal economic sector. Others estimate a higher rate at a 70 percent unemployment in Luanda. Many Luanda women enter the informal market, selling bread, fruit or even themselves.

Decentralization

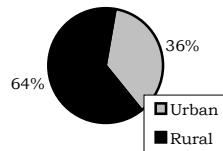
Sample Urban Area: Luanda, pop. 2,950,000

(UNCHS - HABITAT, 1998)

Able to set n/a of local tax levels	Able to choose n/a contractors for projects
Able to set n/a of user charges	Funds transfer n/a known in advance
Able to borrow n/a of funds	Central government n/a remove local govt. officials

Infrastructure & Basic Services

2,906,640 urban dwellers lack water supply.

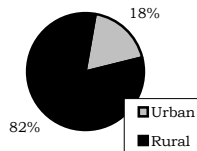


36% of people without water supply live in urban areas.

Population without Water Supply in 2000

	(000's)	% of rel. pop.
Urban	2,907	66%
Rural	5,084	60%
Total	7,991	62%

1,321,200 urban dwellers lack sanitation coverage.



18% of people without sanitation coverage live in urban areas.

Pop. without Sanitation Coverage in 2000

	(000's)	% of rel. pop.
Urban	1,321	30%
Rural	5,932	70%
Total	7,253	56%

Health

First and Second Quintile of Income Distribution

	Urban Poorest	Rural Poorest	Urban Poor	Rural Poor	National Average
Under 5 yrs.-old. mortality rate (per 1,000 births, 1998)	*	*	*	*	*
Children severely underweight (under 3 yrs.-old)	*	*	*	*	*

Crime

Angola currently exhibits a number of indicators, which will, most likely, result in a rapid increase in illicit drug consumption and trafficking in urban areas over the next 5 years. Prostitution, including that of children, is another pertinent urban crime issue.